



PVC WATERSTOP



PVC Waterstop

For water retaining and water excluding concrete structures





Description:

Lawazem PVC Waterstops are made by high-grade Polyvinyl Chloride (PVC) resin extrusion compound that are plasticised and stabilized to offer long life, performance, existence to abrasion and attack by ozone, oxidation, alkalis, hydrocarbons, corrosions, waterborne chemicals and aging.

The cross section configuration features a multi rib design for an effective anchor to the concrete a flexible, and a hollow center bulb to accommodate moderate expansion and contraction.

Lawazem PVC Waterstop is flexible, resilient, chemically inert, is not affected by weathering, low temperatures, or constant immersion in water, unaffected by concrete additives and most water solutions of organic chemicals. It has abilities to accept joint movements and the same time prevents water passage through the joints.

Lawazem PVC Waterstops are manufactured to meet the most stringent performance specifications. This is achieved by offering excellent inherent technical characteristics within the product.



PVC Waterstop

For water retaining and water excluding concrete structures

Uses:

Lawazem PVC Waterstops are designed to provide an integrated sealing system for construction and expansion joints and differs from actual sealants in that it is already installed in its pre-planned position when the concrete is poured, taking up its function as flexible watertight as soon as the concrete has hardened.

Lawazem PVC Waterstop are specially designed to provide an integral sealing system for water retaining and water excluding concrete structures such as:

Water Retaining Structures:

- Sewage Tanks
- Drainage Canals
- Water Reservoirs
- Swimming Pools
- Dams, Canals, Culverts
- Water Treatment Plants

Water Excluding Structures:

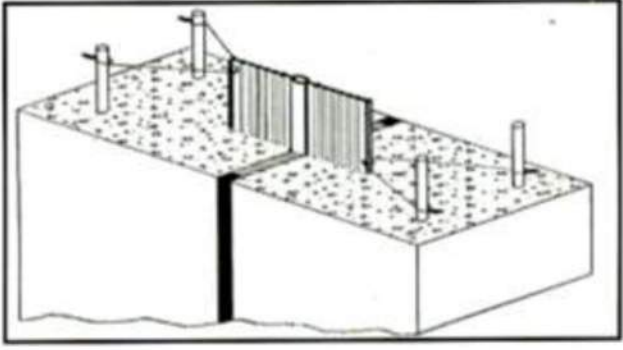
- Foundations, Basements
- Roof Decks
- Tunnels
- Pumping Stations
- Underground Chamber/Car Parking
- Subways
- Bridges
- Retaining Walls



PVC Waterstop

For water retaining and water excluding concrete structures

<p>Advantages:</p> <ul style="list-style-type: none"> ➤ It is totally free of defects in material handling and workmanship and also it will not brittle or crack due to normal exposure. ➤ Normal water control applications in shore A-hardness will not effect to its characteristic. ➤ This will resists normal abrasion and tear failures. ➤ It will not fail under normal expansion and contraction in joints if it is installed in a professional way as mentioned in application method. ➤ Multi-rib design for an effective grip and also provides totally effective water barrier. ➤ Reinforced edge flange with brass eyelets allows easy wiring to the reinforcement. 	<p>Application:</p> <p>Internal joints profile should be positioned within the concrete. These waterstops are held under tension by concrete on either sides thus enabling the waterstop to act as watertight diaphragm. The waterstop should be put in place by specially prepared split stop end from work. It's then securely tied with wires to the neighboring reinforcement bars to ensure that the waterstops do not bend under the pressure of poured concrete.</p>
---	--



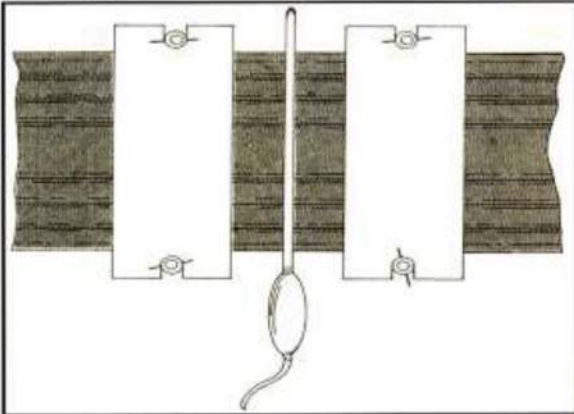
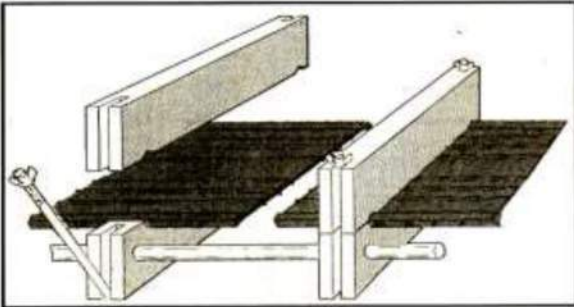
Physical Properties:		
Property	Test Method	Nominal Value
Water absorption	ASTM D 570	0.02
Tear resistance	ASTM D 624	225 lb/in.
Ultimate elongation	ASTM D 638	360%
Tensile strength	ASTM D 638	2000 psi
Low temperature brittleness	ASTM D 746	Passed @ -35°F / -37°C
Stiffness in flexure	ASTM D 747	700 Psi
Specific gravity	ASTM D 792	1.40
Hardness Shore A15	ASTM D 2240	79±3
Tensile strength after accelerated extraction	CRD – C 572	1850 psi
Elongation after accelerated extraction	CRD – C 572	350% min.
Effect of Alkali after 7 days		
Weight change	CRD – C 572	+ 0.10%
Hardness change		+ 1 point

PVC Waterstop

For water retaining and water excluding concrete structures

Jointing Details:

- Cut both ends to be welded straight using sharp knife (Jig)
- The ends are heated with welding equipment by pushing both ends of waterstop against blade.
- Maintain contact until melt into bead (approximate 1 minute)
- Release Jig and remove knife.
- Molten ends of waterstops are pushed together and allowed to cool for approximate 3 minutes.
- Release Jig and remove waterstop
- Inspect welded joint for continuity of weld and correct alignment of profiles.



Packing and storage:

Lawazem PVC Waterstop comes in 15, 20 meters roll. It should be stored in a shaded area away from chemicals and sharp edges.

Health and Safety:

Lawazem PVC Waterstop is completely non-hazardous and non-inflammable, but however care should be taken while cutting and welding the joints.

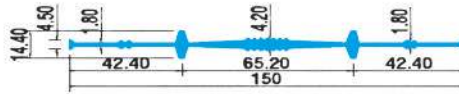
Hydrogen Chloride vapour will be released during the hot welding and therefore the joint area should be properly ventilated.

PVC Waterstop

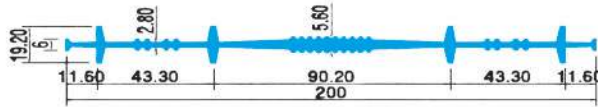
For water retaining and water excluding concrete structures

WATER STOPS FOR CONSTRUCTION / CONTROL JOINTS

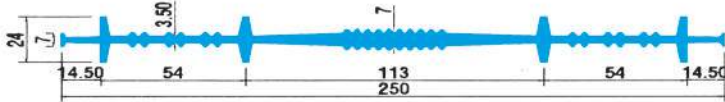
W5



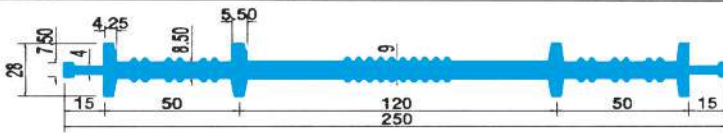
W6



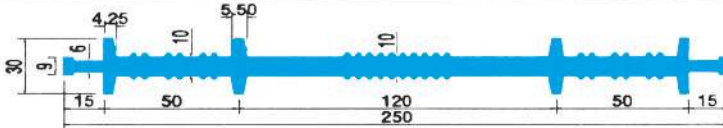
W7



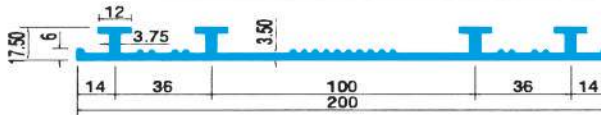
W8



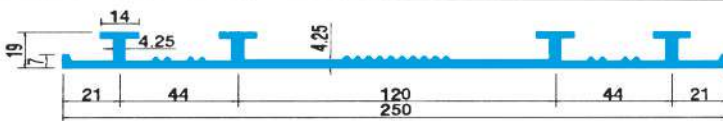
W8-10




W11



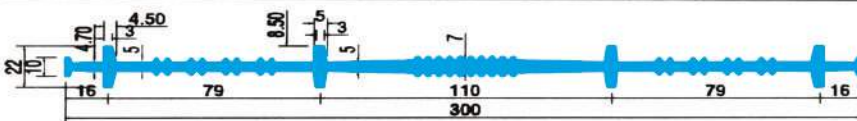
W12



W12-10



W14



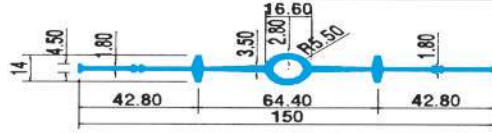
Construction Joint profile is a plain web section used in construction / contraction joints ribbed in center.

PVC Waterstop

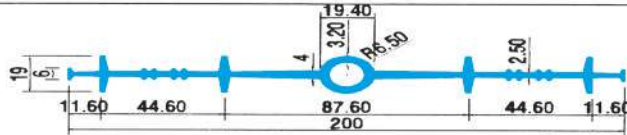
For water retaining and water excluding concrete structures

WATER STOPS FOR EXPANSION JOINTS

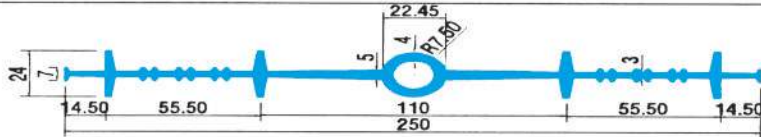
W1



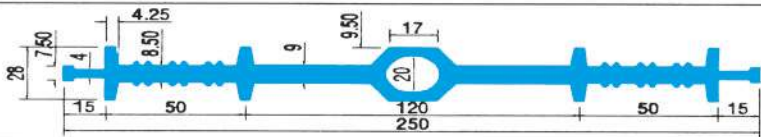
W2



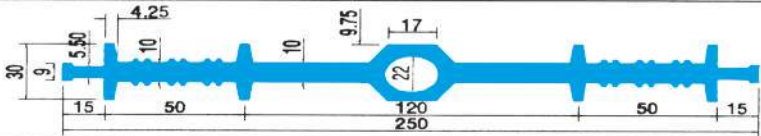
W3



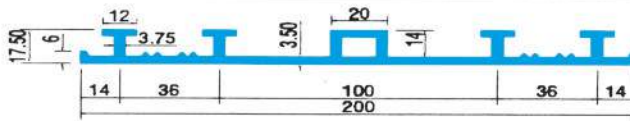
W4



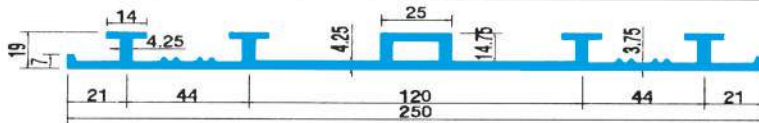
W4-10



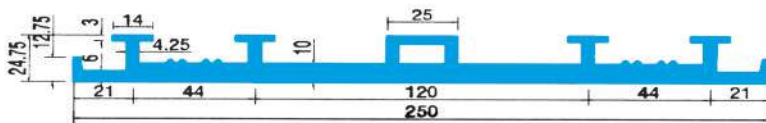
W9



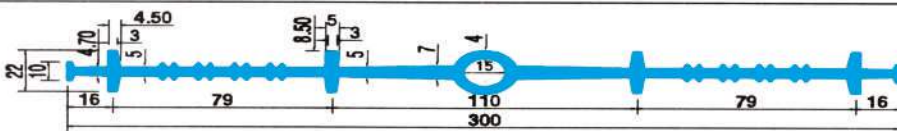
W10



W10-10



W13



Expansion Joint profile is used in expansion joints with center bulb. The central bulb is designed to allow cyclical movement in the structure and the flat top section is to accommodate expansion joint fillers and form works.

CONTACT


Riyadh | Kingdom of Saudi Arabia


Tel : +966597832857

E-mail : sales@lawazem.co

gm@lawazem.co

 Lawazem Construction Supplies Co

 Lawazem_Co

 Lawazem Co

